

F5H-B; S' 5B8' 7<5F57H9F=GH=7' 7I FJ9G

■ Typical Characteristics




Fig.1 Max Power Dissipation vs. Ambient Temperature

Fig.2 Collector Emitter Saturation Voltage vs. Collector Current

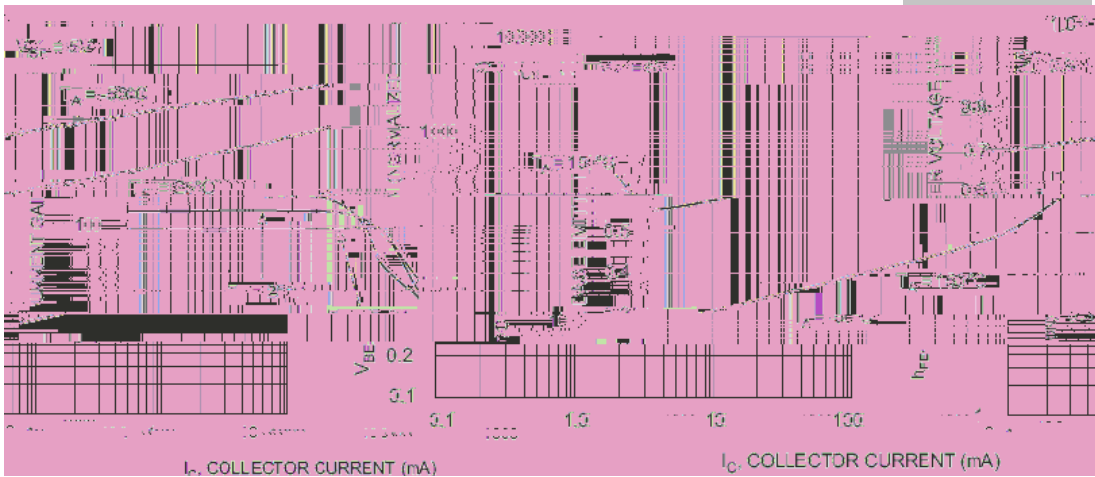


Fig.3 DC Current Gain vs. Collector Current

Fig.4 Base Emitter Voltage vs. Collector Current




Fig.5 Gain Bandwidth Product vs. Collector Current